


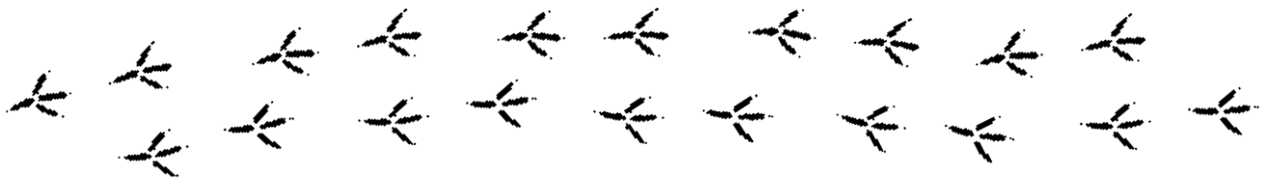
Chautauqua County Exhibition Poultry Project Handbook 2024-2025



Name: _____
Chautauqua County 4-H

Exhibition Poultry Committee Members

Jamie Smith	smith_jamie@mac.com	631-848-7016
Laura LeBarron	lauralebarron@gmail.com	
Michelle Cresanti	Mmarshcresanti@yahoo.com	716-665-1246
Madison Cresanti	madisoncresanti@gmail.com	716-581-0901
Lisa Weaver	lisaweaver523@gmail.com	716-753-0573
Casey Dubose	caseydubose@outlook.com	716-410-0230
Thersa Thompson	Theresa_baron@ymail.com	716-672-9230
Brenda Baron	brenda6013@yahoo.com	716-673-5523
Mary Dorman	marypdorman@gmail.com	716-397-7771
Sandy Valvo	valvo.sandy@gmail.com	716-353-3147



Exhibition Poultry Project Dates 2024-2025

*Poultry Project members must attend 4 of the scheduled meetings to be eligible to show at the County Fair and/or receive any awards for the project year. Extenuating circumstances will be handled at the discretion of the Poultry Committee.

October 30, 2024	-	6:30pm	@ JCC
November 20, 2024	-	6:30pm	@ JCC
January 8, 2025	-	6:30pm	@ JCC
February 26, 2025	-	6:30pm	@ JCC
March 26, 2025	-	6:30pm	@JCC
April 30, 2025	-	6:30pm	@JCC
May 31, 2025	-	TBD	Offsite
June 25, 2025	-	TBD Set up and Pullorum Testing	
July 13 – July 20	-	Chautauqua Co Fair	

*Market Poultry has separate rules and meeting dates. Please refer to the Market Poultry Handbook for more information.

POULTRY PROJECT RULES

Poultry Project members should represent 4-H by following the Project and Fair rules, showing good sportsmanship, and helping other members when needed. They are also expected to do all they can to improve the Poultry Project each year. Any signs of cheating, malice towards others, alcohol, or drugs will be turned over to the 4-H Issue Leader. All Poultry Project members must be enrolled as Chautauqua County 4-H members. All members must complete the 4-H Enrollment form by November 1, 2024 and sign up for the Poultry Project on that form to participate this year.

It is not necessary for the 4-H Poultry Project member to show a fowl at the county fair, but it is strongly recommended. Showing at the county fair is fun and allows members to develop skills, knowledge, good experiences, and new friends in ways that are important to them and to their successful completion of the project. Showmanship is mandatory at the fair. If you do not have any birds entered at the fair, you may borrow another 4-Her's bird for Showmanship.

Parents of Poultry Project members are encouraged to council, guide, and support project members, but should not perform the work of the member. Members are expected to feed, water, groom, and clean the coops of their own animals. Members are also expected to complete their own records.

All poultry at County Fair over 90 days of age must be Pullorum tested by the state vet or have a clean flock certificate before they may enter the fairgrounds. All poultry entered in the County Fair must have leg or wing identification.

4-H POULTRY PROJECT RECORD BOOKS

To complete the Poultry Project, members are required to complete and turn in their Poultry Project Record Book. Please follow the Guidelines on the following page to organize your materials. Project completion is required to enroll in the poultry project the following year.


Records must be completed and turned in to the 4-H Office by noon on September 15th of the project year to be eligible to receive a blue award and/or be considered for year-end awards. Record books turned in between September 16th and September 30th are considered late and the highest award they can receive is a red award. Failure to turn in a record book by September 30th may prevent that member from participating in the project in the next project year.

Poultry Project Record Book Guidelines

Your poultry project record book should be organized in an appropriately sized 3 ring binder including the following elements:

- Cover page- this serves to identify the record book as yours and includes the following information: Name, Poultry Project Record Book, Project year, Age, Club, Years in project
- Poultry Project Handbook
- Poultry Project Record Booklet- all pages should be completed
- Handouts and worksheets- here is where you should keep all of the handouts you receive at education meetings so you can refer to them at a later date
- Thank You Notes- place photocopies of Thank you notes that have been sent
- Presentation score sheets/ribbons
- Fair/ show items- show books, showmanship cards, ribbons, photographs from fair, newspaper clippings, etc.
- Photographs of you and your project animals

You may include any additional information that you wish to showcase your year in the project. Labeled dividers should separate each section.



OBJECTIVES OF THE 4-H POULTRY PROJECT

- 1. Develop integrity, sportsmanship, decision-making capabilities, and capabilities, and public speaking skills through participation in presentations, demonstrations, poultry judging, and showing**
- 2. Learn and apply the recommended principles of poultry production. Demonstrate knowledge of sound breeding, feeding, management, and marketing practices.**
- 3. Identify types, breeds, and varieties of poultry as well as know how to care for them.**
- 4. Practice leadership skills and roles, take part in community affairs, and demonstrate responsible citizen**
- 5. Develop skills, knowledge, and attitudes for lifelong use.**
- 6. Remember the goals of this project:**
 - a. To have fun through the 4-H experience**
 - b. To learn about the care, love, and understanding involved in raising an animals**
 - c. To learn more about yourself and other people**
 - d. To respect yourself, your animals, your leaders and others**
 - e. To meet and make new friends through your 4-H experience**